

ORGANO-NG407-2 Assembling

FURNITURE PARTS:

603 8x40 = 12

1629 6x70 = 54

931 8x80 = 8

9021-8 =8

934-8 = 20

Plastic square cup = 4

Plastic round cup = 12


ASSEMBLY STEPS

1. Table leg attaching to table surface:

Parts:

- a) 1 x Table surface;
- b) 1 x Table leg without holes;
- c) 2 x Table leg with holes;
- d) 12 x 1629 size 6 x 70





2. Table leg suspension board:

Parts:

- e) 1 x Wood board, size 2 290 x 120 x 30 mm;
- f) 6 x 1629 size 6 x 70





3. Seat attaching:

Parts:

- g) 2 x Square seats;

- h) 2 x Rectangle seats;
- i) 24 x 1629, size 6 x 70




4. Seat back rest attaching:

4.1. back rest metal part attaching:

Parts:

- j) 4 x Metal part;
- k) 8 x DIN931, size 8 x 80;
- l) 8 x 9021-8;
- m) 8 x DIN934-8



4.2. back rest attaching to metal parts:

Parts:

- n) 6 x Wood part;
- o) 2 x Wood square part
- p) 12 x 1629, size 6 x 70;

- q) 12 x DIN603, size 8 x 40;
- r) 12 x DIN934-8;
- s) 12 x Plastic round cover;
- t) 4 x Plastiv square cover



Red.Nr 01
Spěkã no: 25.05.2020.

