

ORAGONO NG7150

Assembling

Assembling bolts:

931 10x130 = 32

931 10x120 = 4

603 10x120 = 8

603 10x70 = 8

603 10x45 = 8

9091-10 = 80

934-10 = 60

1629 6x70 = 88

1629 5x30 = 16

1629 5x50 = 24

1.Attaching roof supports to table legs

Parts:


16x 931 10x130

32x 9091-10

16x 934-10

4x roof supports

2x table legs



2.Attaching support between table leg

Parts:

4x 1629 6x70

1x support wood 1935x120mm



3.Table surface attaching to legs

Parts:

8x 1629 6x70



4. Seat attaching to legs

Parts:

8x 1629 6x70

Red.Nr.01
25.05.2020



5.Back rest attaching to roof support woods

Parts:

8x 603 10x120

8x 9091-10

8x 934-10

4x back rest woods 2340x12



Red.Nr.01
25.05.2020

6. Backrest support wood

Parts:

2x support woods



7. Roof assembling

7.1

Parts:

8x 931 10x130

16x 9091-10

8x 934-10

2x rectangle woods 1880x120



7.2

Parts:

8x 931 10x130

16x 9091-10

8x 934-10

4x rectangle woods 1440x120



7.3

Parts:

8x 603 10x45

8x 934-10

2xmetal parts




7.4

Parts:

4x 931 10x120

4x 934-10





Red.Nr.01
25.05.2020

7.5

Parts:

8x 1629 6x70



7.6

Parts:

8x 1629 6x70



7.7

Parts:

8x 1629 6x70

2x rectangle woods 2340x110



Red.Nr.01
25.05.2020

7.8

Parts:

8x 1629 6x70



7.8

Parts:

8x 603 10x70

8x 9091-10

8x 934-10

2x rectangle woods 1608x120



7.9

Parts:

16x 1629 6x70

4x rectangle woods 1525x120



Red.Nr.01
25.05.2020

7.10

Parts:

8x 1629 6x70

2x rectangle woods 1880x120



7.11


Parts:

16x 1629 5x30

24x 1629 5x50

2x plywood 2340x660

2x plywood 2340x855

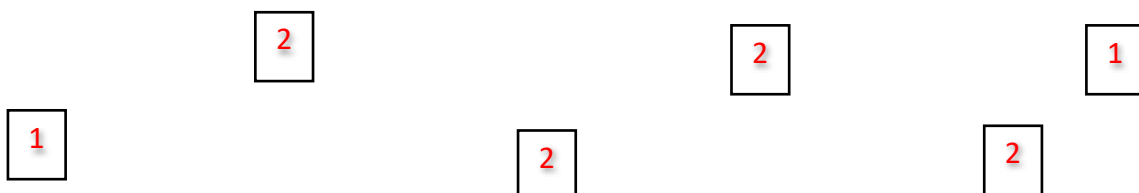


8. Roof surface assembling


Parts:


Red.Nr.01
25.05.2020

244x s23-4.2x13




Red.Nr.01
25.05.2020





Red.Nr.01
25.05.2020

Assembling roof surface use fore bolts for full length and two for half, for last row use 2 bolts



Red.Nr.01
25.05.2020

