

ORGANO-NG508 Assembling

Assembling bolts:

1629 6x70 = 16

603 8x80 = 6

603 8x130 = 6

931 8x140 = 4

1629 5x50 = 4

931 8x110 = 4

H17tx 8x40 = 4

R89096 5x30 = 32

9021 M8 = 8

934 -8 = 32

7380 8x40 = 12

ASSEMBLY STEPS



1. Leg holding metal assembling to table

Parts:

R89096 5x30 = 32

Octagonal table top = 1

Leg holding metal = 4



2.wood legs assembling to metal parts

Parts:

H17tx 8x40 = 4

931 8x110 = 4

934-8 = 4

Wood legs = 4



3.Plastic leg cover assembling

Parts:

1629 5x50 = 4

Plastic round peace = 4



4. Table seat holder assembling


Parts:

7380 8x40 = 12

934 – 8 = 12

Rectangle wood 2310x120x27 = 2

Rectangle wood LEFT/RIGHT 1780x120x27 = 4




5. Attaching seat holder to table

Parts:

931 8x140 = 4

934-8 = 4

9021 M8 = 8



6. Attaching metal square tube to table

Parts:

603 8x130 = 6

934 - 8 = 6

Metal square = 2





7.Seat attaching to table

Parts:

603 8x80 = 6

934-8 = 8

1629 6x70 = 16



1629 6x70

Red.Nr.01
Spēkā no 08.05.2020

